



ProScreen CSR

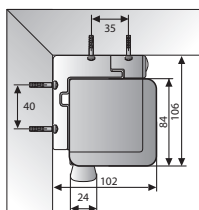
- High quality manual projection screen with the reliable Controlled Screen Return, available with various aspect ratios and screen surfaces.
- The Projecta Controlled Screen Return (CSR) allows for the projection screen surface to retract gently into the case in a smooth and controlled manner.
- The ProScreen CSR is available with the CSR spring mechanism up to a width of 240 cm.
- The screen locks into place at 13 cm intervals for possible height adjustment.
- Easy to mount on a wall or ceiling thanks to the Easy Install system.
- The case and the projection screen surface can be made to exactly the right size and the case and slat bar are available in any colour for optimal integration into any interior.



Smooth retraction with CSR



Easy Install with plastic mounting brackets



Other options

- Extended black drop
- Without border
- Standard (non-CSR) spring

Accessories



Pull Rod



BrightSight for safely cleaning the projection surface

Available aspect ratios



Available dimensions

Minimum width: 180 cm
Maximum width: 280 cm

Dimensions and product codes on




Available screen surfaces



Gain: 1.0
Viewing Angle: 120°



Gain: 1.1
Viewing Angle: 100°




Gain: 1.5
Viewing Angle: 70°



SlimScreen

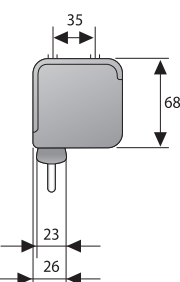
- Basic manual projection screen with spring mechanism.
- Supplied in the most compact case.
- Easy to mount to a wall or ceiling using the integrated mounting brackets on each end cap.
- The screen locks into place at 11 cm intervals for possible height adjustment. The intervals are at 15 cm for screen widths of 200 cm.



Triangular slat bar



Integrated mounting brackets



Available aspect ratios



Available dimensions

Minimum width: 160 cm
Maximum width: 240 cm


Dimensions and product codes on



Available screen surfaces



Gain: 1.0
Viewing Angle: 120°



Gain: 1.5
Viewing Angle: 70°

Other options

- Without border

