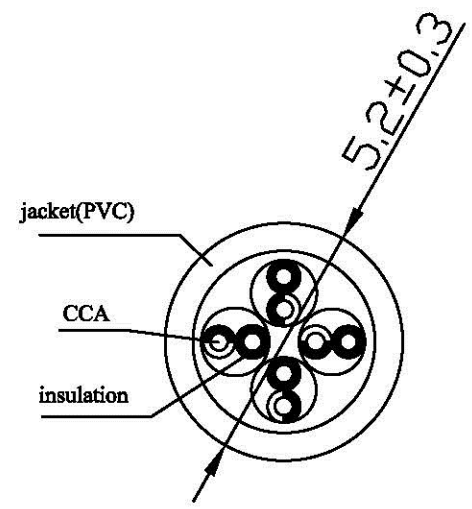
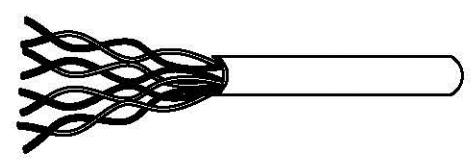
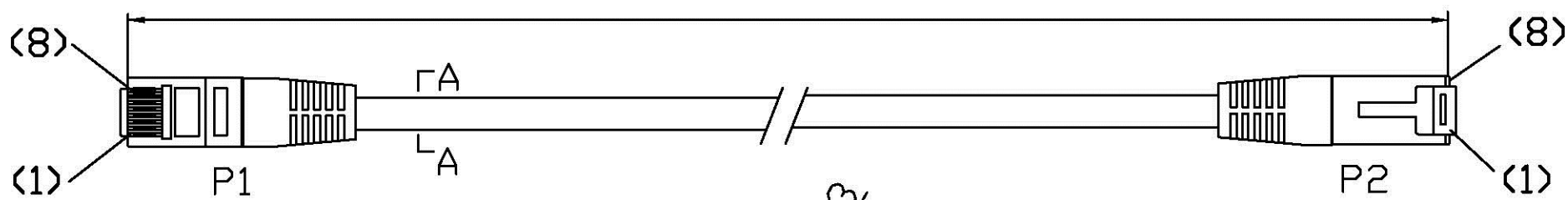


6 5 4 3 2 1

F
E
D
C
B
A

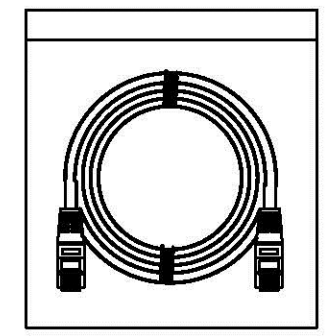
F
E
D
C
B
A

$L \pm 3\%$



Connecting

P1	568B COLOR	P2
1	WH/ORG	1
2	ORG	2
3	WH/GRN	3
4	BLU	4
5	WH/BLU	5
6	GRN	6
7	WH/BWN	7
8	BWN	8



SPECIFICATIONS:

1. CONDUCTOR:
 - 1.1 CONDUCTORS: 24AWG CCA $7 \times 0.20 \pm 0.015 \text{mm}$
 - 1.2 CONDUCTOR INSULATION COLOR CODING: ONE WHITE/ORANGE, ONE ORANGE, ONE WHITE/GREEN, ONE GREEN, ONE BLUE, ONE WHITE/BLUE, ONE WHITE/BROWN, ONE BROWN.
2. CABLE JACKET
 - 2.1 PRINTING ON THE JACKET: ACCORDING TO CUSTOMER'S REQUEST
3. CABLE ASSEMBLY
 - 3.1 SEE SECTION A-A FOR DIMENSIONS
 - 3.2 CABLE TIE: WHITE
 - 3.3 WIRING T568B COLOR
 - 3.4 CONTACT PLUG: RJ45 8P8C 3u UL 94V-2
4. CABLE JACKET COLOR: Beige 687#
5. LENGTH: $L \pm 3\%$

rotronic

UTP CAT5e CCA CABLE 24AWG

PATCH CORD LM

DATE 2012. 4. 6

6 5 4 3 2 1