

WINDOW STAND
Col. ●

MIN VESA 200X200 MAX VESA 600X400



81-165CM
32-65"



50KG
110LBS



FLOOR



Window Stand

Manual Trolleys & Floor Stand



WINDOW STAND è un supporto da pavimento flessibile sviluppato con concetto di modularità. Ideale per applicazioni fronte vetrina. Alla colonna principale, si può abbinare una base da fissare a pavimento, oppure una base autoportante. Lo schermo può essere in versione Landscape o Portrait. Per avere una soluzione esteticamente perfetta, si può aggiungere un involucro per il monitor.




WINDOW STAND is a flexible floor support developed with the concept of modularity. Ideal for front window applications. The main column can be combined with a base to be fixed to the floor, or a self-supporting base. The screen can be in landscape or portrait version. For an aesthetically perfect solution, a monitor enclosure can be added.

MODEL	PRODUCT CODE	COLOR	MIN VESA	MAX VESA	SCREEN ORIENTATION	SCREEN SIZE INCH	WEIGHT CAPACITY KG/LBS
WINDOW STAND LANDSCAPE (BOLT DOWN)	09230	BLACK	200X200	600X400	LANDSCAPE	32 - 65	50KG - 110LBS
WINDOW STAND PORTRAIT (BOLT DOWN)	09231	BLACK	200X200	400x400	PORTRAIT	32 - 65	50KG - 110LBS
WINDOW STAND PORTRAIT (BOLT DOWN)	09236	BLACK	200X200	400X600	PORTRAIT	32 - 65	50KG - 110LBS
WINDOW STAND LANDSCAPE (FREESTANDING)	09232	BLACK	200X200	600X400	LANDSCAPE	32 - 65	50KG - 110LBS
WINDOW STAND PORTRAIT (FREESTANDING)	09233	BLACK	200X200	400X400	PORTRAIT	32 - 65	50KG - 110LBS
WINDOW STAND PORTRAIT (FREESTANDING)	09237	BLACK	200X200	400X600	PORTRAIT	32 - 65	50KG - 110LBS

ACCESSORY	PRODUCT CODE	COLOR	DIMENSION MM	SCREEN ORIENTATION	SCREEN SIZE INCH	WEIGHT CAPACITY KG/LBS
LFD HOUSING 55 X WINDOW STAND	09234	BLACK	1407X885	LANDSCAPE OR PORTRAIT	55"	50KG - 110LBS
LFD HOUSING 65 X WINDOW STAND	09235	BLACK	1607x974	LANDSCAPE OR PORTRAIT	65"	50kg - 110lbs



BOLT DOWN VERSION



FREESTANDING VERSION



FREESTANDING VERSION

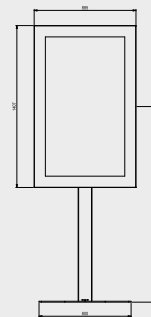
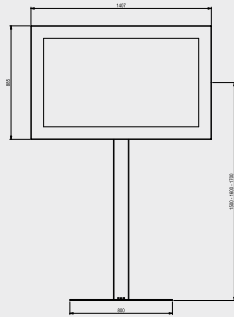


EXAMPLE FREESATNDING WITH DISPLAY ENCLOSURE

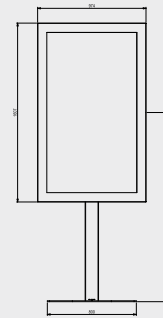
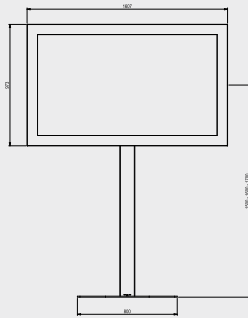
Targeted to Professionals

Manual Trolleys & Floor Stand

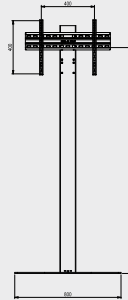
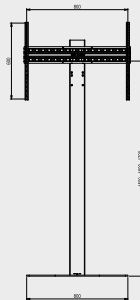
VERSION WITH 55" ENCLOSURE



VERSION WITH 65" ENCLOSURE



FREESTANDING VERSION



BOLT DOWN VERSION VERSION

